


Accelerating the growth
of South African open
scholarship through
Transformational
Agreements



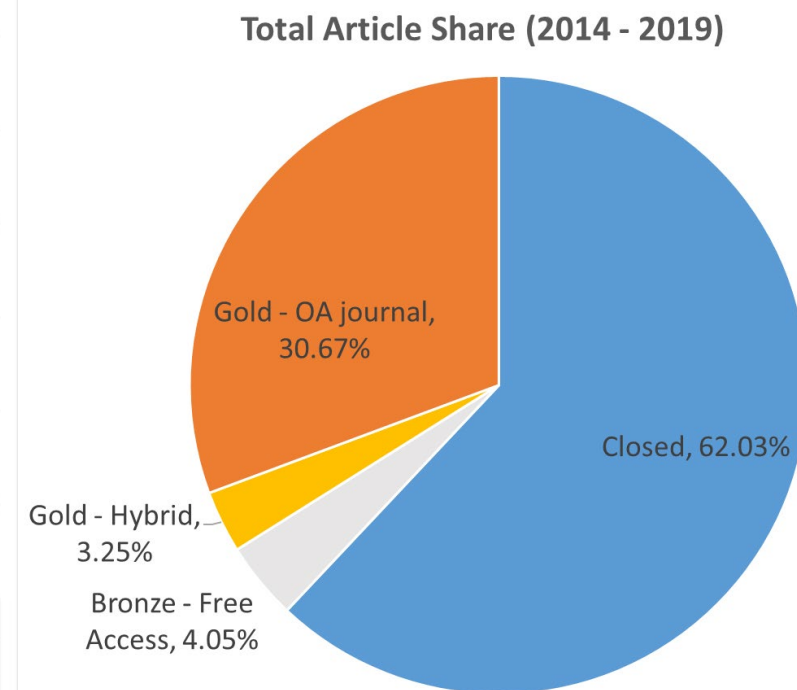
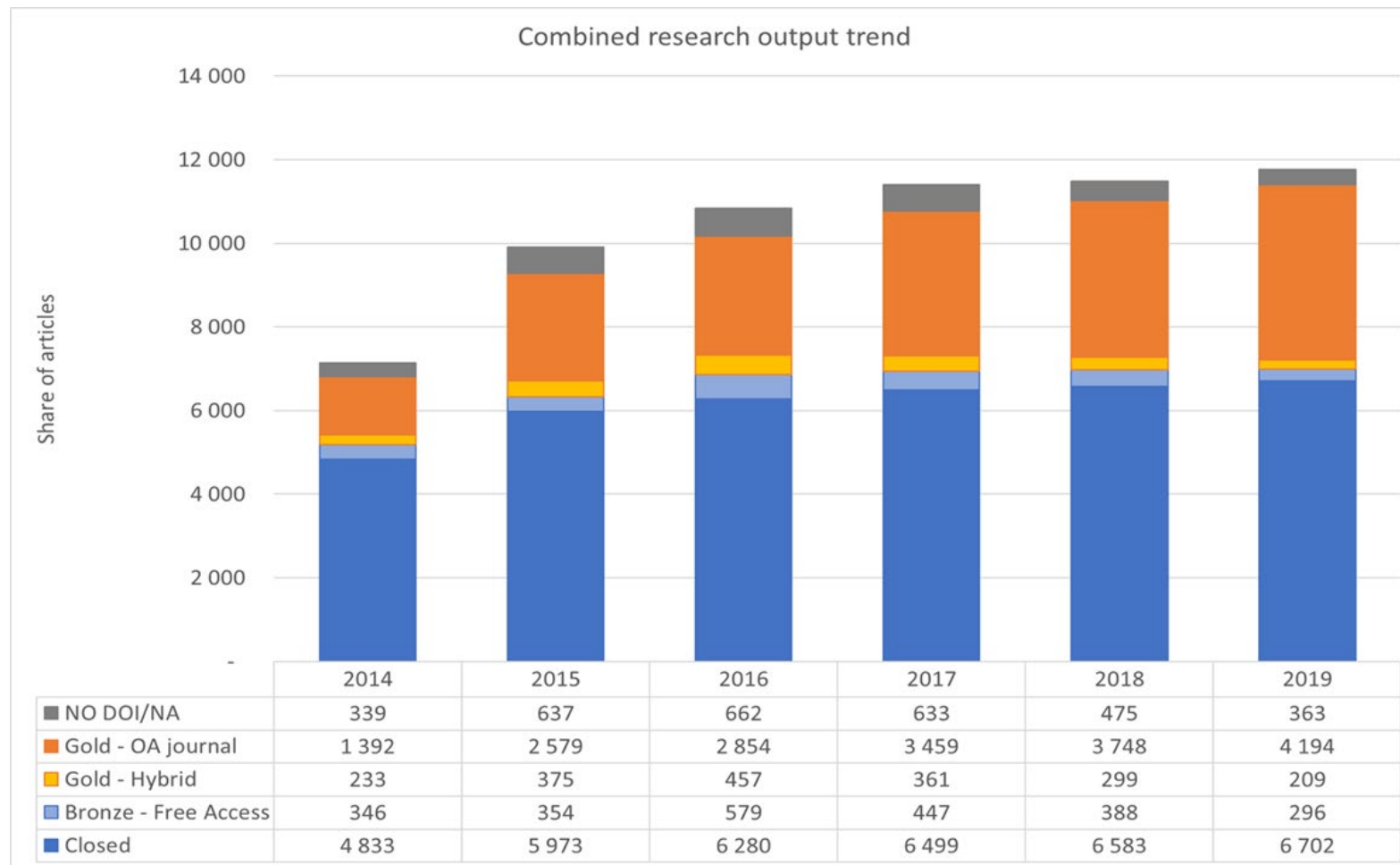
Ellen Tise
Chairperson: SANLiC Board

LIASA/CHELSEA National Open Access Symposium

24 October 2022

SANLIC SA Research Output Data Analysis

*South African 2014 - 2019
corresponding authorship by
OA status*



Top 20 publishers based on corresponding author share for South Africa



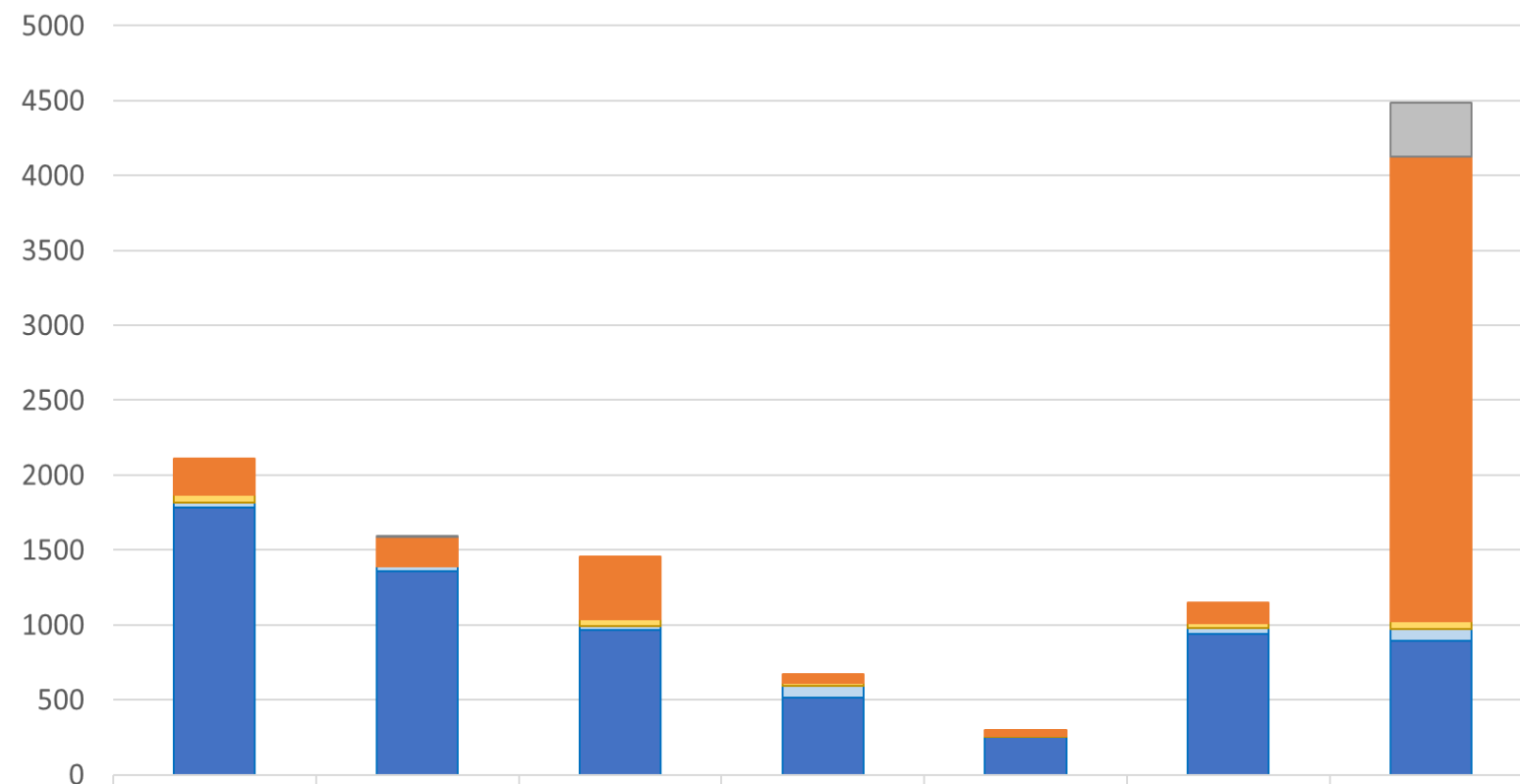
- Elsevier 22.8%
- Springer Nature 13.3%
- Taylor & Francis (Informa) 12.3%
- Wiley 8.1%
- Sage 3.1%
- MDPI 2.8%
- Oxford University Press 2.2%
- PLoS 1.9%
- Frontiers 1.2%
- Cambridge University Press 1.1%

Source: <https://esac-initiative.org/market-watch/>
Source: <https://github.com/subugoe/oa2020cadata/>

Where & how South Africa publishes

2019 corresponding authorship articles only by OA status

OA Status of articles in Big Five, remainder of SANLiC deals and outside of SANLiC deals



	ScienceDirect	Taylor & Francis	Springer Nature	Wiley	SAGE	Other SANLiC Deals combined	Journals Outside SANLiC Deals
NO DOI/NA	0	2	0	0	0	0	361
Gold - OA journal	242	193	419	58	43	141	3 098
Gold - Hybrid	57	3	40	23	4	29	53
Bronze - Free Access	33	30	29	78	4	41	81
Closed	1781	1359	966	514	250	941	891

Transformational Agreement Plan

Phases	Agreements	SANLiC Member Subscribers (2021)	Total Journal Count (2021)	Duration	Share of SA Market	
					Subscription Spend	Research Output
Phase 1: current agreements	ACM Open	15	55	2021-2023 (3-year)	0.3%	0.1%
	Cambridge University Press	14	403	2021-2024 (4-year)	1%	
	The Royal Society	3	10	2021-2023 (3-year)	0.1%	
	Wiley	24	1 681	2022-2025 (4-year)	15%	8.1%
	SAGE Premier	16	1 116	2022-2024 (3-year)	3%	3.1%
	Emerald e-journals	21	310	2022-2024 (3-year)	2%	
Phase 2: For 2023 and beyond	American Chemical Society	18	63		1%	
	IOP Science Extra	10	102		1%	
	Oxford Journals Online	14	390		2%	
	ScienceDirect	29	1 820		25%	22.8%
	Springer Nature	26	2 398		9%	13.3%
Phase 3: For 2024 and beyond	Royal Society of Chemistry	13	46		1%	1.1%
	Taylor & Francis Journals and FRESH Collection	25	1 537		9%	12.3%

Key Issues



Maintain or improve read access to scholarly information.



Ability to publish full and immediate open access in venue of choice.



Containment or reduce cost.



Inclusivity and social justice must be core.

Current SANLiC Transformative Agreements

	Wiley	SAGE	Emerald	Cambridge University Press	ACM Open	The Royal Society
SANLiC Member Subscribers	28	18	22	14	15	2
Agreement Period	2022-2025	2022-2024	2022-2024	2021-2024	2021-2023	2022-2024
Read Access	Entrenched and upgraded	Entrenched	Entrenched	Entrenched	Entrenched	Entrenched
Hybrid Journals opened up (total = 2 954)	1 364	920 SAGE 18 ImechE	259	330	55 (now fully Gold OA)	8
Hybrid OA Article limit (without author facing charges)	Capped at <ul style="list-style-type: none"> 823 (2022) 1,029 (2023) 1,338 (2024) 1,806 (2025) 	Unlimited, but estimated at <ul style="list-style-type: none"> 358 (2022) 418 (2023) 537 (2024) 	Capped at <ul style="list-style-type: none"> 116 (2022) 140 (2023) and 165 (2024) 	Unlimited, but estimated at 116pa	Unlimited, but estimated at 55pa	Unlimited, but estimated at 15pa
Added Gold OA journal publishing benefits (author facing charges)	<ul style="list-style-type: none"> No charge in years 2-4 (uncapped) Wiley (286) and Hindawi (244) journals included 	<ul style="list-style-type: none"> 20% discount on APCs 198 titles 	N/A - only Diamond OA journals (54)	<ul style="list-style-type: none"> Uncapped No charge 40 Journals 	<ul style="list-style-type: none"> Uncapped No charge 55 journals 170+ conferences, symposia and workshops 	

Wiley Author Engagement Programme

Possible areas of coverage could include:

- *Practical training on how to write a paper*
- *Practical training on how to respond to peer reviewers and editors*
- *A guide to Open Access and Open Science*
- *Research Integrity and Research Ethics*
- *The importance of pre-printing and how to go about it*
- *Making your research discoverable*
- *The role of peer review and how to review a paper*
- *How to be an editor*
- *The publishing process and publishers as service providers*

Article entitlement uptake (1)

ACM Open 2021-2023

- Uncapped
- No. of participants: 15
- Articles published in **2021** (all OA): **40**
- Value: \$36 000 (average APC \$900)
- Articles published in **2022** (Jan-June): **48**
- Value: \$43 200 (average APC \$900)

Cambridge University Press Read and Publish agreement 2021-2024

- Uncapped
- No. of participants: 14
- Articles published in **2021**: 72 of which **51** were published open access.
- Value: \$156 100
- Articles published in **2022** (Jan-June): 140 of which **98** were published open access.
- Value: \$272 815

Article entitlement uptake (2)

Royal Society

- Uncapped
- No. of participants: 2

- Articles published in **2022** (Jan-June): 1
- Value: £900 (\$1 087.56)

SAGE Read and Publish agreement 2022-2024

- Uncapped
- No. of participants: 19

- Articles published in **2022** (Jan-June): 103, of which **86** were published open access.
- Value: \$285 176 (average APC \$3 316)

Article entitlement uptake (3)

Emerald Read and Publish agreement 2022-2024

- Capped - allowance for **2022**: 116 articles on a first come first served basis across the entire consortium.
- No. of participants: 23
- Articles published in **2022** (Jan-June): **24**
- Value: \$80 880

Wiley Read and Publish agreement 2022-2025

- Capped - allowance for **2022**: 836 articles on a first come first served basis across the entire consortium.
- No. of participants: 24
- Articles published in **2022** (Jan-June): 159 of which **127** were published open access.
- Value: \$361 8401(average APC \$2 845.68)

Acceleration to full OA

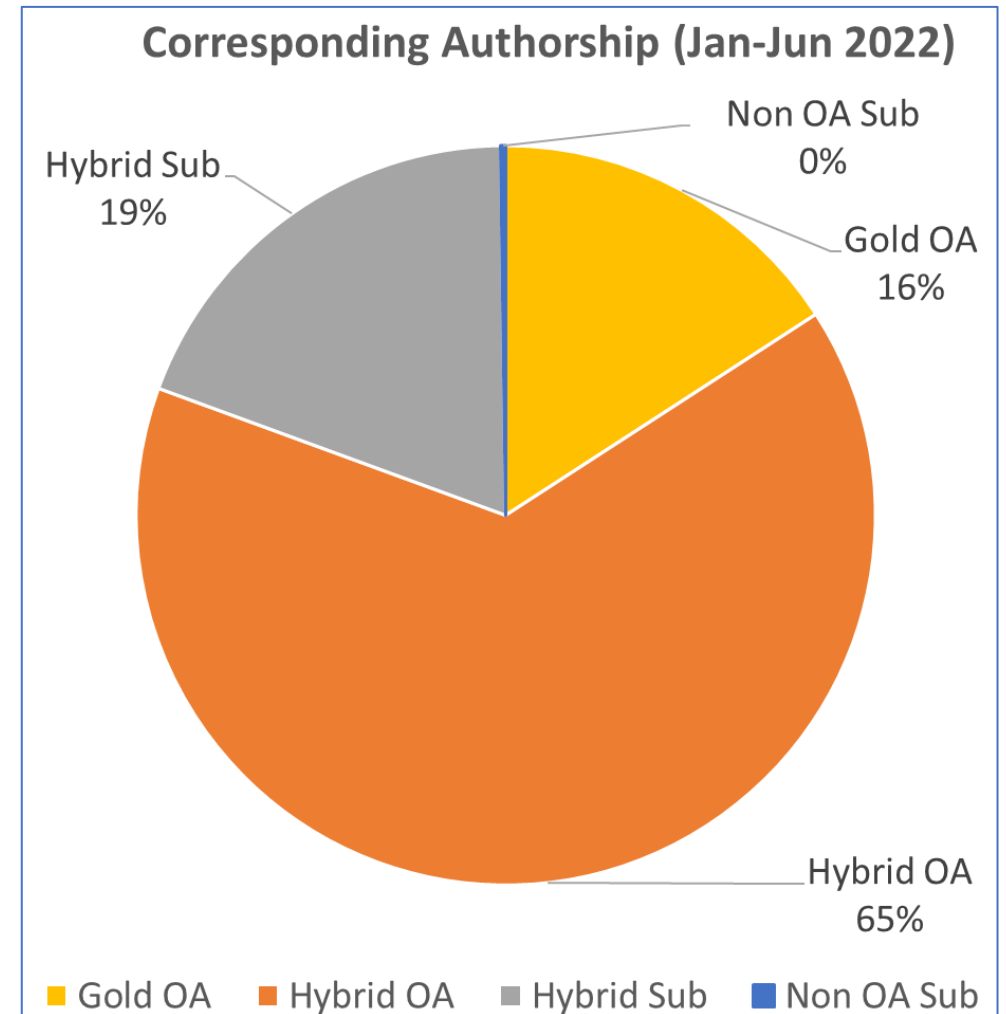
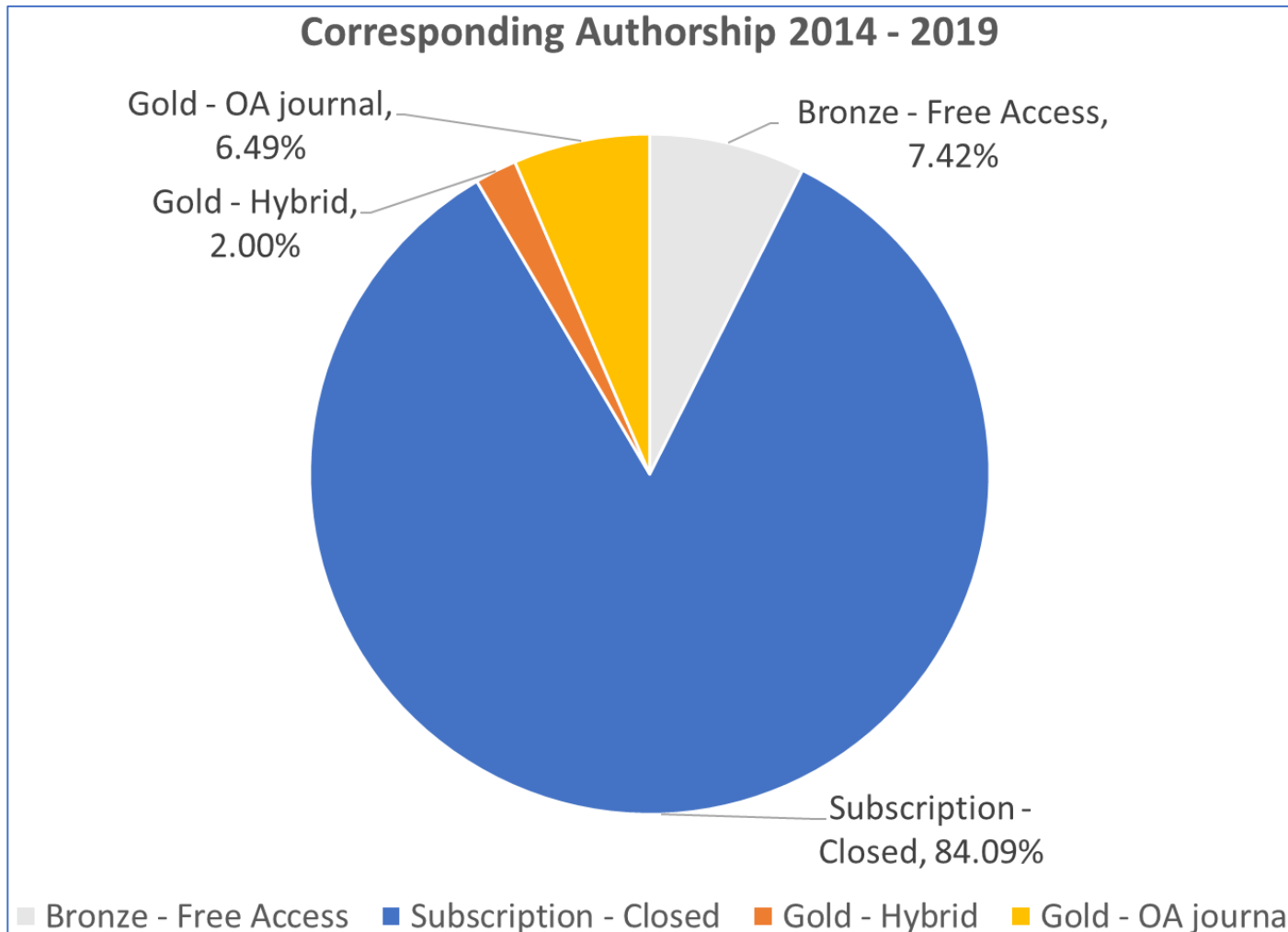
Corresponding authorship for six transformational agreements combined: ACM, Cambridge Univ Press, Emerald, Royal Society, SAGE, and Wiley


2012 – 2019 Corresponding Authorship	Gold - OA journal	Gold - Hybrid	Bronze - Free Access	Subscription Closed	Grand Totals
Association for Computing Machinery	0.00%	0.00%	0.01%	0.07%	0.09%
Cambridge University Press	0.32%	0.32%	1.50%	6.26%	8.40%
Emerald	0.13%	0.07%	0.01%	10.11%	10.33%
Royal Society	0.28%	0.06%	0.66%	0.00%	1.00%
SAGE Publications	2.41%	0.31%	1.19%	21.34%	25.25%
Wiley	3.35%	1.23%	4.04%	46.31%	54.94%
Grand Total	6.49%	2.00%	7.42%	84.09%	100.00%

Corresponding Authorship (Jan-Jun 2022)	Gold - OA Journal	Hybrid - OA	Hybrid - Subscription	Subscription Closed	Grand Totals
ACM	10.71%	0.00%	0.00%	0.00%	10.71%
Cambridge Univ Press	4.24%	17.63%	9.15%	0.22%	31.25%
Emerald	0.00%	2.01%	0.00%	0.00%	2.01%
Royal Society	0.22%	0.00%	0.00%	0.00%	0.22%
SAGE	0.67%	19.20%	3.79%	0.00%	23.66%
Wiley	0.00%	25.89%	6.25%	0.00%	32.14%
Grand Total	15.85%	64.73%	19.20%	0.22%	100.00%

Acceleration to full OA

Corresponding authorship for six transformational agreements combined: ACM, Cambridge Univ Press, Emerald, Royal Society, SAGE, and Wiley





Ellen Tise
Senior Director: Library and
Information Services,
Stellenbosch University
Chairperson: SANLiC Board
etise@sun.ac.za

South African National Library
and Information Consortium

www.sanlic.org.za

Thank you